

HOW TO GET YOUR RESULTS FROM IDMS

Version 6.1

By Lee Gately

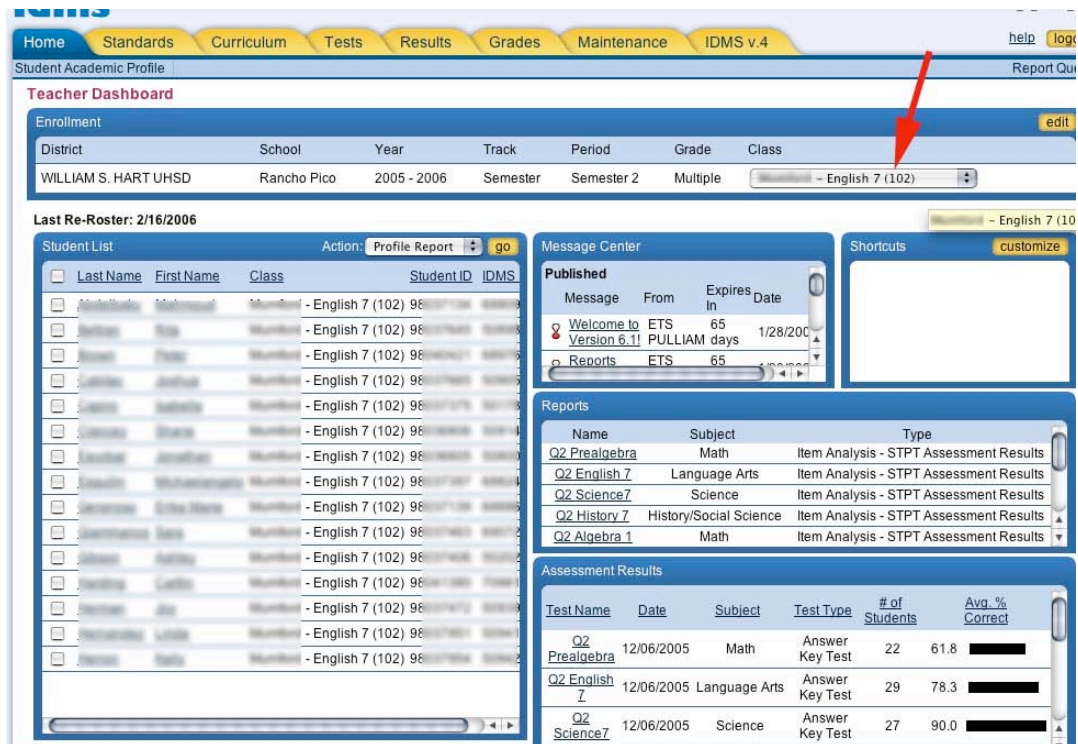
1. Go to <http://idmsweb.com>

(There is also a link to IDMS on the district homepage, hartdistrict.org)



2. Enter your **username** and **password**. Hint: your name.

For help with passwords, each school site has an IDMS contact person.



3. You can navigate the new IDMS as you did before, but there are new features that make your work much easier...

4. The “Reports” and “Assessment Results” sections of your home page will take you straight to the information you need. First, select the class for which you desire results. (You can edit the old way, or use the pull down menu.) **NOTE: Check the class often. I’ve noticed it can change when pages reload.**

The screenshot shows the top navigation bar with tabs for 'Maintenance' and 'IDMS v.4'. To the right are links for 'help' and 'log out'. Below this is a 'Report Queue' section with an 'edit' button. A table with columns 'Period', 'Grade', and 'Class' is visible. The 'Class' column contains a dropdown menu currently set to 'English 7 (102)'. A black arrow points from the yellow-highlighted note in the text above to this dropdown menu.

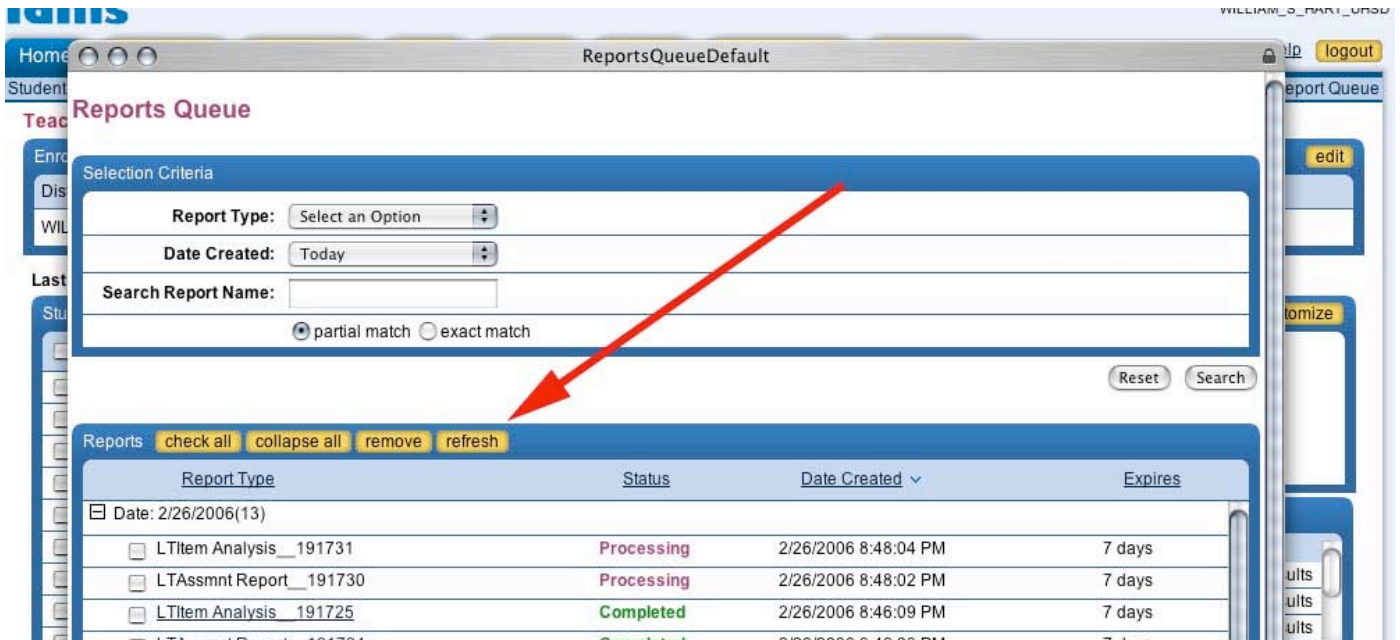
This section contains two main panels: 'Message Center' and 'Shortcuts'. The 'Message Center' shows a table of published messages. The 'Shortcuts' panel is currently empty. Below these is the 'Reports' section, which displays a table of reports. A red arrow points from the 'Q2 English 7' report in this table to the 'Assessment Results' section below. The 'Assessment Results' section shows a table with columns: 'Test Name', 'Date', 'Subject', 'Test Type', '# of Students', and 'Avg. % Correct'. A red arrow points from the 'Q2 English 7' report in the 'Reports' table to the corresponding row in the 'Assessment Results' table.

Name	Subject	Type
Q2 Prealgebra	Math	Item Analysis - STPT Assessment Results
Q2 English 7	Language Arts	Item Analysis - STPT Assessment Results
Q2 Science7	Science	Item Analysis - STPT Assessment Results
Q2 History 7	History/Social Science	Item Analysis - STPT Assessment Results
Q2 Algebra 1	Math	Item Analysis - STPT Assessment Results

Test Name	Date	Subject	Test Type	# of Students	Avg. % Correct
Q2 Prealgebra	12/06/2005	Math	Answer Key Test	22	61.8
Q2 English 7	12/06/2005	Language Arts	Answer Key Test	29	78.3
Q2 Science7	12/06/2005	Science	Answer Key Test	27	90.0

Next, click on the “**Report**” you want to view. When you select a report, you’ll be taken to a “Reports Queue”...

5. The Reports Queue:



The screenshot shows the 'Reports Queue' interface. At the top, there's a 'Selection Criteria' section with the following fields:

- Report Type: Select an Option
- Date Created: Today
- Search Report Name: (empty text box)
- Radio buttons for 'partial match' (selected) and 'exact match'.

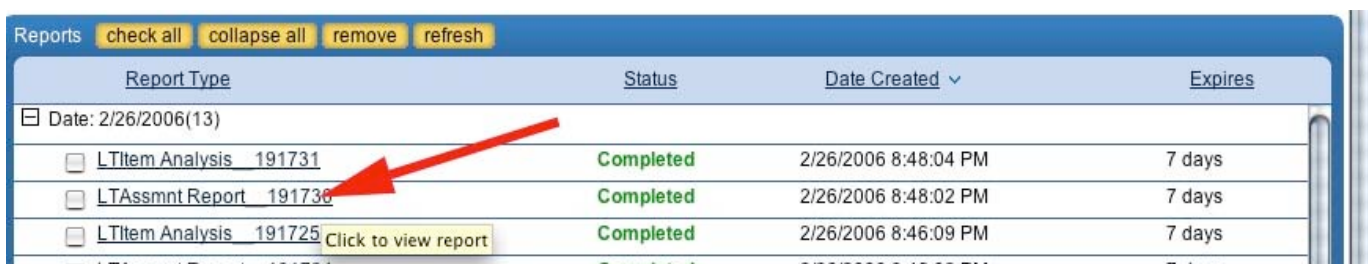
Below the criteria are 'Reset' and 'Search' buttons. A red arrow points from the 'Search' button to the 'refresh' button in the 'Reports' section.

The 'Reports' section contains a table with the following columns: Report Type, Status, Date Created, and Expires. The table lists several reports, including 'LTItem Analysis_191731' (Processing), 'LTAssmnt Report_191730' (Processing), and 'LTItem Analysis_191725' (Completed).

Report Type	Status	Date Created	Expires
Date: 2/26/2006(13)			
LTItem Analysis_191731	Processing	2/26/2006 8:48:04 PM	7 days
LTAssmnt Report_191730	Processing	2/26/2006 8:48:02 PM	7 days
LTItem Analysis_191725	Completed	2/26/2006 8:46:09 PM	7 days

The requested report will become part of a list. While the report is being generated, you'll see the word, "Processing". Click on the "refresh" button to check if the report is ready.

When the report is ready, you can click on its title to view it in .pdf format...



This is a close-up of the 'Reports' table. The 'refresh' button is highlighted. A red arrow points to the 'LTAssmnt Report_191730' row, which is now 'Completed'. A tooltip 'Click to view report' is visible over the report title.

Report Type	Status	Date Created	Expires
Date: 2/26/2006(13)			
LTItem Analysis_191731	Completed	2/26/2006 8:48:04 PM	7 days
LTAssmnt Report_191730	Completed	2/26/2006 8:48:02 PM	7 days
LTItem Analysis_191725	Completed	2/26/2006 8:46:09 PM	7 days

6. This is the **ITEM ANALYSIS REPORT** that combines all of your class(es), showing how they performed on each question of the assessment:

Item Analysis Report - Percent Option Statistics

Date Printed: 02/26/2006

District WILLIAM S. HART UHSD	Assessment: Q2 English 7	Total # of Students: 29 ^a
School: Rancho Pico	Test Date: 12/06/2005	Average Item Difficulty: 0.78
Grade: Multiple (2)	Teacher/Class: - English 7 (102)	Reliability: 0.77
	Period: Semester 2	Standard Error Of Measurement: 2.21
	School Year: 2005 - 2006	

Item	Correct Answer	Option Statistic (* = correct answer)					Item Total Correlation (Point-Biserial)	P-Value	Item Difficulty (P-Value)	Flag(s) ^b
		omit	a	b	c	d				
1	c	0.0	0.0	3.4	96.6*	0.0	0.13	96.6%		A, R
2	c	0.0	3.4	0.0	96.6*	0.0	0.55	96.6%		A
3	c	0.0	0.0	0.0	100.0*	0.0	-	100.0%		A
4	a	0.0	96.6*	3.4	0.0	0.0	0.55	96.6%		A
5	c	0.0	0.0	0.0	48.3*	51.7	0.18	48.3%		
6	d	0.0	13.8	0.0	3.4	82.8*	0.34	82.8%		
7	b	0.0	10.3	31.0*	48.3	10.3	0.14	31.0%		R
8	d	0.0	31.0	0.0	0.0	69.0*	0.15	69.0%		R
9	d	0.0	0.0	0.0	3.4	96.6*	-0.07	96.6%		A, R
10	b	0.0	0.0	79.3*	20.7	0.0	-0.07	79.3%		R

7. This is the **ASSESSMENT REPORT** that shows each student's performance on each standard:



Rancho Pico

English 7 (102)

Q2 English 7

12/6/2005

Student Name	Score%	CA-LA07-RD Reading Grade 07			CA-LA07-WR Writing Grade 07		CA-LA07-LC Written and Oral English Lang Grade 07	
		CA-LA07-RD.2.1	CA-LA07-RD.2.2	CA-LA07-RD.2.4	CA-LA07-WR.1.3	CA-LA07-WR.1.5	CA-LA07-LC.1.1	CA-LA07-LC.1.3
		1	2	4	3	5	1	3
1	70.0	4/5	4/5	2/5	4/5	3/5	3/5	8/10
2	85.0	5/5	5/5	5/5	5/5	3/5	3/5	8/10
3	95.0	5/5	4/5	5/5	5/5	5/5	5/5	9/10
4	88.0	5/5	4/5	5/5	5/5	5/5	2/5	9/10
5	85.0	4/5	2/5	5/5	5/5	4/5	4/5	10/10
6	78.0	4/5	3/5	5/5	5/5	5/5	3/5	6/10
7	78.0	5/5	3/5	5/5	5/5	4/5	2/5	7/10
8	73.0	4/5	4/5	4/5	5/5	2/5	2/5	8/10

There's more...

8. The ASSESSMENT RESULTS section of the HOME page provides additional information:

The screenshot shows the IDMS v.4 interface. At the top, there are navigation tabs for 'sults', 'Grades', 'Maintenance', and 'IDMS v.4'. Below these is a 'Report Que' section with an 'edit' button. A table shows 'Track' (2006), 'Period' (Semester), 'Grade' (Semester 2), and 'Class' (Multiple) with a dropdown menu set to '- ENGLISH 7 (279)'. On the left, a 'report' dropdown and 'go' button are visible above a list of 'Student ID' and 'IDMS I'. The main content area includes a 'Message Center' with a 'Published' message: 'Welcome to Version 6.1!' from ETS PULLIAM, expiring in 65 days on 1/28/2006. Below this is a 'Shortcuts' section with a 'customize' button. The 'Reports' section contains a table with columns 'Name', 'Subject', and 'Type'. The 'Assessment Results' section contains a table with columns 'Test Name', 'Date', 'Subject', 'Test Type', '# of Students', and 'Avg. % Correct'. A red arrow points from the 'Q2 English 7' link in the Reports table to the 'Q2 English 7' row in the Assessment Results table.

Name	Subject	Type
Q2 Prealgebra	Math	Item Analysis - STPT Assessment Results
Q2 English 7	Language Arts	Item Analysis - STPT Assessment Results
Q2 Science7	Science	Item Analysis - STPT Assessment Results
Q2 History 7	History/Social Science	Item Analysis - STPT Assessment Results
Q2 Algebra 1	Math	Item Analysis - STPT Assessment Results

Test Name	Date	Subject	Test Type	# of Students	Avg. % Correct
Q2 Prealgebra	12/06/2005	Math	Answer Key Test	19	67.7
Q2 English 7	12/06/2005	Language Arts	Answer Key Test	31	80.9
Q2 Science7	12/06/2005	Science	Answer Key Test	28	92.4
Q2 History 7		History/Social Science	Answer Key Test		

When you click on a test from the **Assessment Results** section, IDMS will sort the students into groups...

9. Change the Class settings to view each class, or edit further to view all students at once.

Home Standards Curriculum Tests Results Grades Maintenance IDMS v.4 help log

Student Academic Profile Report Q

Assessment Query

Enrollment edit

District	School	Year	Track	Period	Grade	Class
WILLIAM S. HART UHSD	Rancho Pico	2005 - 2006	Semester	Semester 2	Multiple	- English 7 (102)

Display : Assessment Query

Criteria

Assessment : Q2 English 7

Assessment Date : 12/6/2005

Assessment Group : Show Grouping

Get Results

Grouping

Group	Range	Students	Detail
Group 1	(0 - 40)%	0 Students	
Group 2	(41 - 65)%	4 Students	detail
Group 3	(66 - 100)%	25 Students	detail

Group 3 Scores: 70.00%, 85.00%, 95.00%, 88.00%, 85.00%

TO RETURN TO YOUR MAIN PAGE, click on the **HOME** tab.

There are many additional features for those willing to explore.